



TEST REPORT: 4786937023.1

APPLICANT

Name: Metalmeccanica Alba S.r.l.
Address: Via Boschier, 54/A, Località Ca' Rainati
San Zenone degli Ezzelini, TV
31020 Italy



Product: Sedia Logan

DATE

Sample in: 15/5/2015
Tests start: 18/5/2015
Tests end: 27/5/2015
Report issue: 28/5/2015

OVERALL DIMENSIONS:

Measured:	Depth:	560 mm;	Height:	830 mm
	Width:	590 mm	Weight:	6,7 kg
Nominal:	Depth:	ND	Height:	ND
	Width:	ND	Weight:	ND
Sample number	2121738 2121736	Order Number: 10802201		

REFERENCE STANDARD

ANSI/BIFMA X5.1:2011 General-Purpose Office Chairs - Tests.

The paragraphs of the standard evaluated as not applicable to the product have not been shown in this test report

Defect before test: NO DEFECT
Tests have been performed on a temperature of 21 ± 2 °C
Tests have been carried out on 2 samples according to Client request
The backrest tested is PIVOT: NO
The sample is classified as Type: III

Technician
Rodolfo Sala

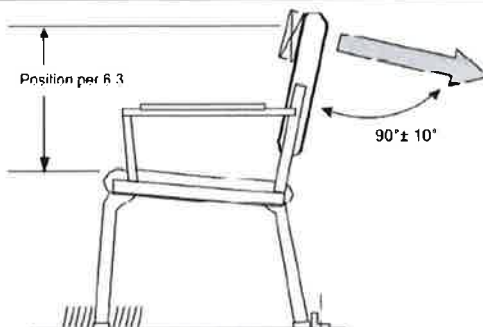
Laboratory Manager
Matteo Longoni

*Note: any copy, even partial, of this report, and any change or alteration to it are strictly forbidden.
The test results listed in this report are relevant only for the tested sample. Sampling performed by the customer.*

TEST REPORT: 4786937023.1

Issued on: 28/5/2015

Backrest Strength Test - Static - Type II & III ANSI/BIFMA X5.1:2011 Par. 6



Test has been performed pushing the backrest backwards

Backrest height: 400 mm

Loading pad height measured from the seat: 400 mm

Adjustment devices have been set on the normal condition

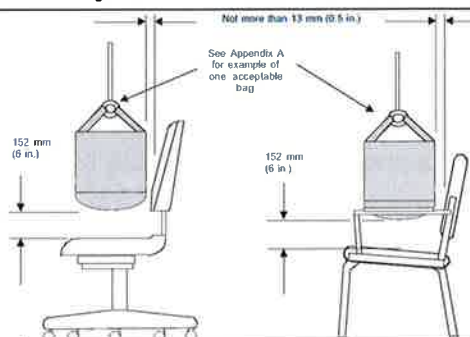
Functional load			
Backrest force (N)	Time of test (sec)	N° cycle	Rating
667	60	1	P

Note: 3rd test performed on the sample 2121738

Proof load			
Backrest force (N)	Time of test (sec)	N° cycle	Rating
1.112	60	1	P

Note: 3rd test performed on the sample 2121738

Drop Test - Dynamic ANSI/BIFMA X5.1:2011 Par. 8



Adjustment devices have been set on the normal condition

Functional Load				
Distance between the bag and the backrest (mm)	Height of fall (mm)	Weight of bag (kg)	N° cycle	Rating
13	152	102	1	P

Note: 6th test performed on the sample 2121738

Proof Load				
Distance between the bag and the backrest (mm)	Height of fall (mm)	Weight of bag (kg)	N° cycle	Rating
13	152	136	1	P

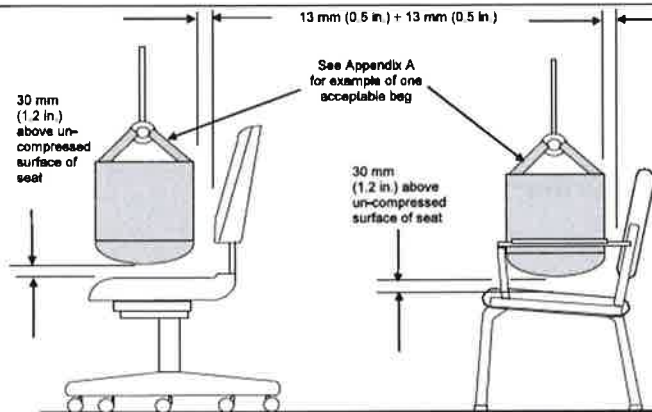
Note: 6th test performed on the sample 2121738

TEST REPORT: 4786937023.1

Issued on: 28/5/2015

Seating Durability Tests – Cyclic ANSI/BIFMA X5.1:2011 Par. 11

Impact Test ANSI/BIFMA X5.1:2011 Par. 11.3

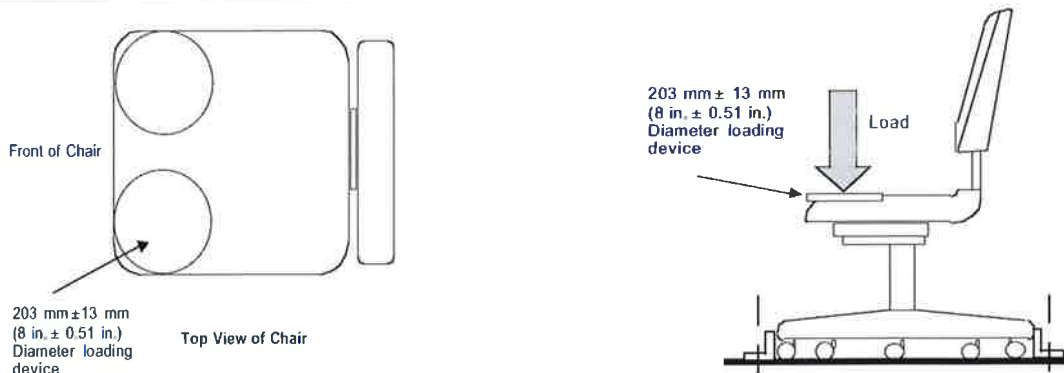


Adjustment devices have been set on the normal condition
 Minimum thickness of cushiony materials of seat: 0 mm
 Thickness of additional foam: 50 mm (IFD al 25% di 200 N ± 22 N)
 Distance between the bag and the backrest: 13 mm

Weight of bag (kg)	Height of fall (mm)	N° cycle	Cycle frequency (cycle / minute)	Rating
57	30	100.000	10	P

Note: 1st test performed on the sample 2121738

Front Corner Load-Ease Test – Cyclic – Off-center ANSI/BIFMA X5.1:2011 Par. 11.4



Test has been performed for 40.000 cycles alternating on front chair (20.000 cycles on each corner)
 The armrests have been adjusted / removed
 Adjustment devices have been set on the normal condition

Seating force (N)	N° cycle	Cycle frequency (cycle / minute)	Rating
734	40.000	12	P

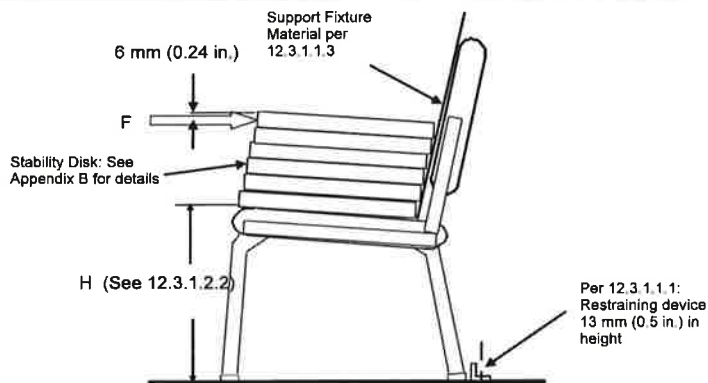
Note: 2nd test performed on the sample 2121738

TEST REPORT: 4786937023.1

Issued on: 28/5/2015

Stability Tests ANSI/BIFMA X5.1:2011 Par. 12

Rear Stability ANSI/BIFMA X5.1:2011 Par. 12.3

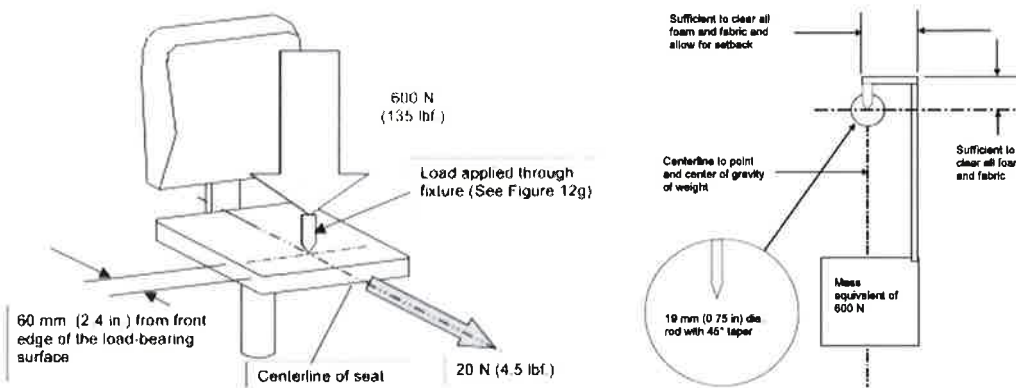


Test has been performed pushing the backrest backwards
Force of overturning has been applied: top of the disk

Applied discs on seat (N)	Horizontal force (N)	Loading point	Rating
6	153	6 mm from the top of the disk	P

Note: The horizontal force has been determined by the following formula: $F = 0,1964 (1195 - H)$, where H is: 420 mm. Horizontal force > 186 N
3rd test performed on the sample 2121736.

Front Stability ANSI/BIFMA X5.1:2011 Par. 12.4



Load seat (N)	Loading point (mm)	Horizontal force (N)	Rating
600	60	20	P

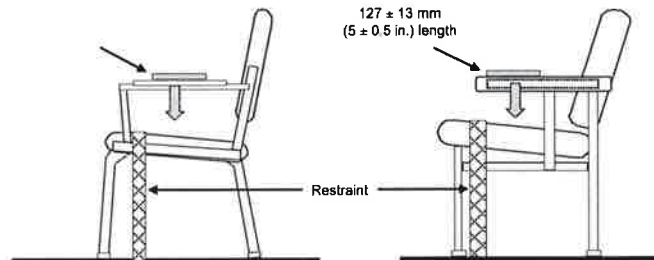
Note: Horizontal force > 40 N
3rd test performed on the sample 2121736.

TEST REPORT: 4786937023.1

Issued on: 28/5/2015

Arm Strength Test - Vertical - Static ANSI/BIFMA X5.1:2011 Par. 13

DIRECTION OF FORCE: INITIALLY VERTICAL



Adjustment devices have been set on the normal condition
Distance between backrest and load pad on the armrest: 140 mm

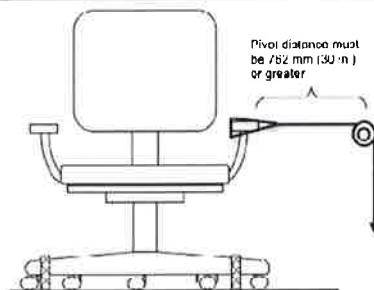
Functional load			
Armrest force (N)	Time of test (sec)	N° cycle	Rating
750	60	1	P

Note: 4th test performed on the sample 2121738

Proof Load			
Armrest force (N)	Time of test (sec)	N° cycle	Rating
1.125	60	1	P

Note: 4th test performed on the sample 2121738

Arm Strength Test - Horizontal - Static ANSI/BIFMA X5.1:2011 Par. 14



Adjustment devices have been set on the normal condition
Distance between backrest and load pad on the armrest: 160 mm
Width of strip: 25 mm

Functional Load			
Armrest force (N)	Time of test (sec)	N° cycle	Rating
445	60	1	P

Note: 7th test performed on the sample 2121738

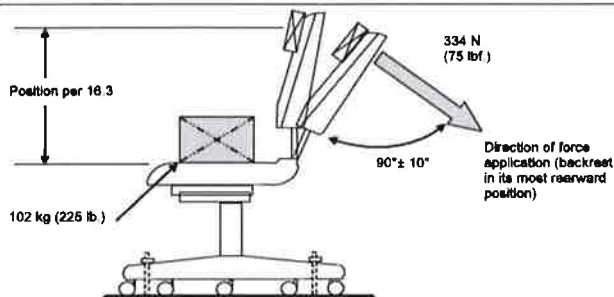
Proof Load			
Armrest force (N)	Time of test (sec)	N° cycle	Rating
667	60	1	P

Note: 7th test performed on the sample 2121738

TEST REPORT: 4786937023.1

Issued on: 28/5/2015

Backrest Durability Test - Cyclic - Type II and III ANSI/BIFMA X5.1:2011 Par. 16



Test has been performed pushing the backrest backwards

Backrest height: 400 mm

Loading pad height measured from the seat: 400 mm

Adjustment devices have been set on the normal condition

Cycle frequency: 12 cycle / minute

Backrest width at the point of load: 420 mm

Backrest width > 406 mm				
Loading point	Seating load (kg)	Backrest force (N)	N° cycle	Rating
Centrale	102	334	80.000	P
102 mm to the right of the vertical centerline	102	334	20.000	P
102 mm to the left of the vertical centerline	102	334	20.000	P

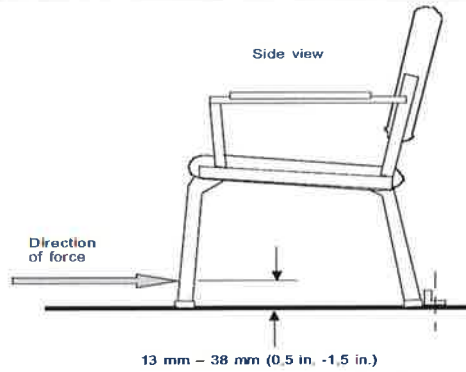
Note: 2nd test performed on the sample 2121736

TEST REPORT: 4786937023.1

Issued on: 28/5/2015

Leg Strength Test - Front and Side Application ANSI/BIFMA X5.1:2011 Par. 18

Front Load Test ANSI/BIFMA X5.1:2011 Par. 18.3



Load is applied to inwards and parallel to the axis between the front and back of the seat
Load is applied one time on each front leg
Height load pad (measured from floor): 35 mm
Distance between the load pad from the outer edge of the leg: 12 mm
Adjustment devices have been set on the normal condition

Functional Load			
Horizontal force (N)	Time of test (sec)	N° cycle	Rating
334	60	1	P

Note: 5th test performed on the sample 2121738

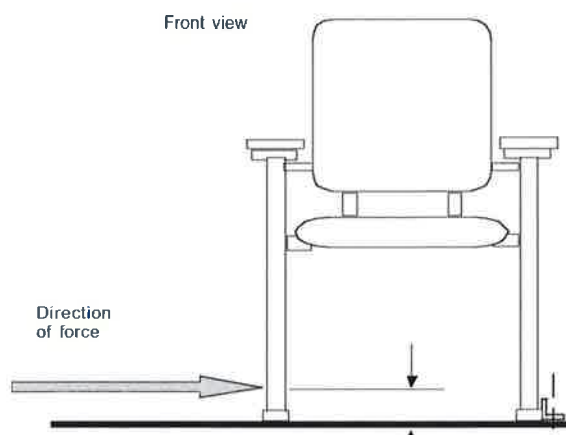
Proof load			
Horizontal force (N)	Time of test (sec)	N° cycle	Rating
503	60	1	P

Note: 5th test performed on the sample 2121738

TEST REPORT: 4786937023.1

Issued on: 28/5/2015

Side Load Test ANSI/BIFMA X5.1:2011 Par. 18.4



Load is applied to inwards and parallel to the axis between the right and left of the seat
 Load is applied one time on each side leg
 Height load pad (measured from floor): 35 mm
 Distance between the load pad from the outer edge of the leg: 10 mm
 Adjustment devices have been set on the normal condition

Functional Load			
Horizontal force (N)	Time of test (sec)	N° cycle	Rating
334	60	1	P

Note: 8th test performed on the sample 2121738

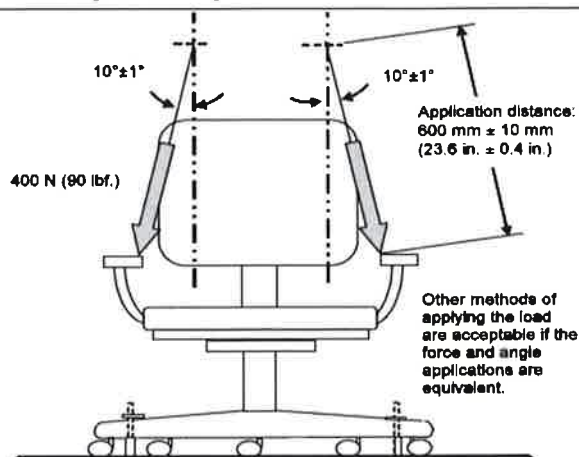
Proof load			
Horizontal force (N)	Time of test (sec)	N° cycle	Rating
503	60	1	P

Note: 8th test performed on the sample 2121738

TEST REPORT: 4786937023.1

Issued on: 28/5/2015

Arm Durability Test - Cyclic ANSI/BIFMA X5.1:2011 Par. 21



Distance between backrest and load pad on the armrest: 20 mm
Inclination angle: 10 °

Armrest force (N)	N° cycle	Cycle frequency (cycle / minute)	Rating
400	60.000	10	P

Note: 1st test performed on the sample 2121736

Legend:

- P = PASS, the sample MEETS the standard requirement.
- F = FAIL, the sample DOES NOT MEET the standard requirement.
- NA = NON APPLICABILE, the requirement/test IS NOT APPLICABLE to the sample.
- NR = NOT REQUESTED, On Customer request the test is NOT PERFORMED.
- NP = General note (see details).
- ND = NOT DECLARED.
- // = The rating of test CANNOT BE EXPRESSED, see details in test report

